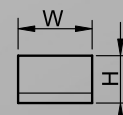

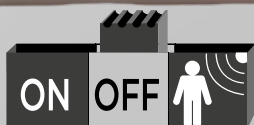








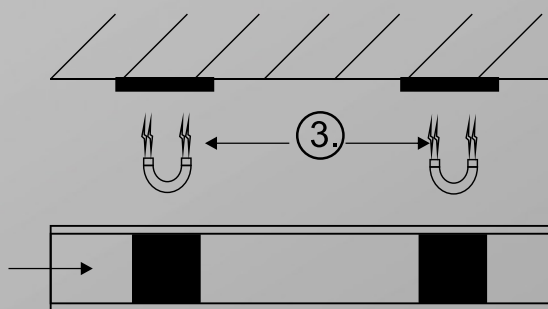


DOBÍJECÍ NÁBYTKOVÁ LED SVÍTIDLA



TRACON	 [W]	 [lm]	LxWxH (mm)	 V	 Ah	 [h]	 IN	 [h]
--------	---	--	------------	---	---	---	--	---

CLM20NW	1 W	100 lm	200×40×9	3.7 V	600 mAh Li-Ion	2.5 h	USB C	4
CLM32NW	1.5 W	114 lm	320×40×9	3.7 V	800 mAh Li-Ion	2.5 h	USB C	4
CLM40NW	2 W	150 lm	400×40×9	3.7 V	1.100 mAh Li-Ion	2.5 h	USB C	4
CLM60NW	3 W	220 lm	600×40×9	3.7 V	1.500 mAh Li-Ion	2.5 h	USB C	4



TRACONELECTRIC.COM