



SOUPRAVA ŠROUBOVÁKŮ

S IZOLACÍ DO 1000 V







CSET1000



CSET9



CSET13

TRACON				
CSET9	1.0 × 5.5 × 125 mm 0.8 × 4.0 × 100 mm 0.4 × 2.5 × 100 mm	PH2 × 100 mm PH1 × 80 mm	—	—
CSET13	1.2 × 6.5 × 100 mm 1.0 × 5.5 × 100 mm 0.8 × 4 × 100 mm 0.5 × 3 × 100 mm	PH2 × 100 mm PH1 × 80 mm	PZ2 × 100 mm PZ1 × 80 mm	T20 × 100 mm T15 × 100 mm T10 × 100 mm
CSET1000	1.0 × 5.5 × 125 mm 0.8 × 4.0 × 100 mm 0.4 × 2.5 × 75 mm	PH2 × 100 mm PH1 × 80 mm PH0 × 60 mm	—	—

TRACONELECTRIC.COM