TRACON

EVO MODULAR SERIES

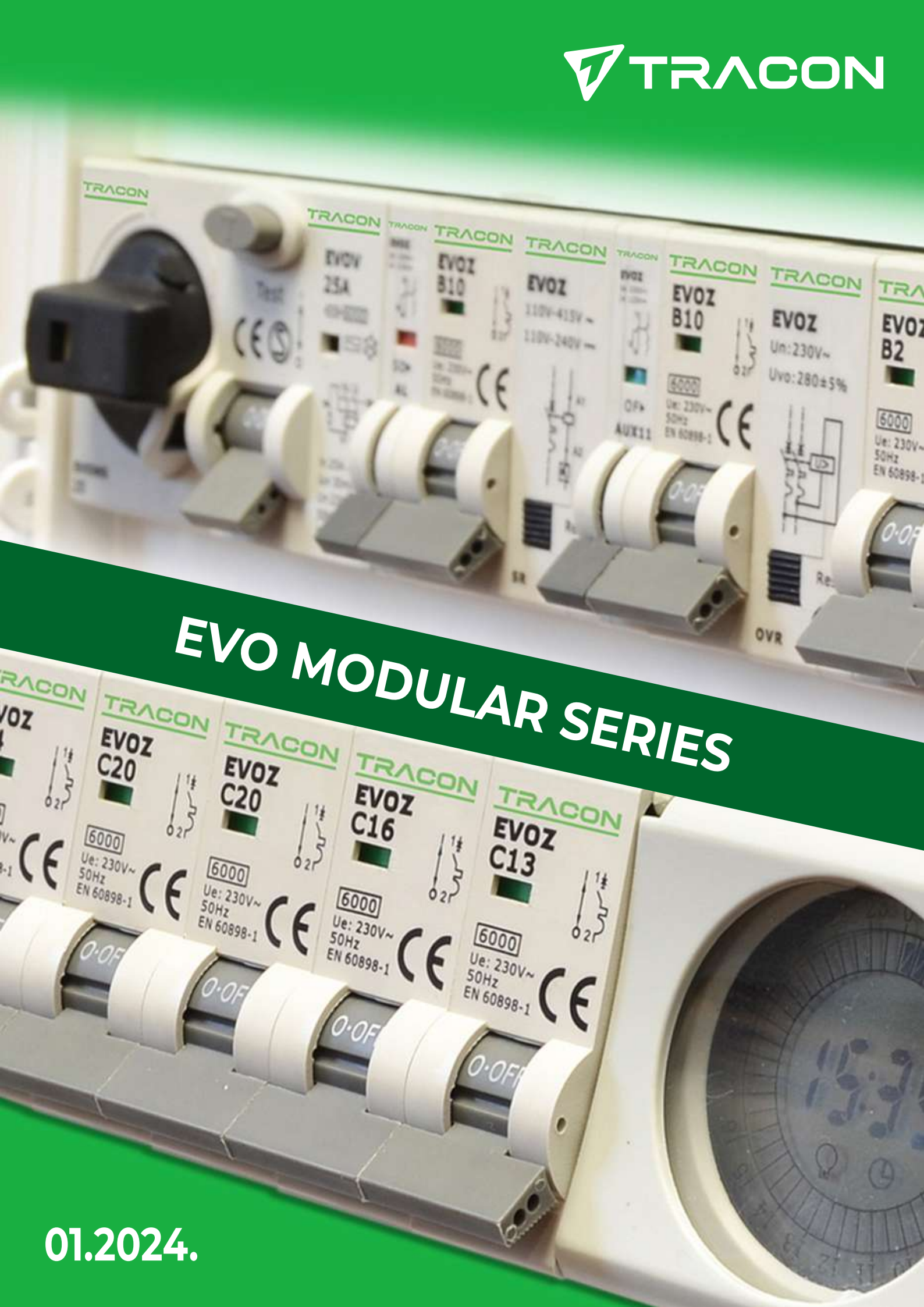

01.2024.

EVOZ, TDZ

MODULAR CIRCUIT BREAKERS WITH LIFETIME WARRANTY

LIFETIME WARRANTY

T1+T2 AC-type surge arresters 4

T2 AC-type surge arresters 5

T2+T3 AC-type surge arresters 6

T1+T2+T3 AC-type surge arresters 6

T3 AC-type surge arresters 7

T1+2 and T2 DC-type surge arresters 7

EVOZ miniature circuit breakers 8

EVOV residual current breakers 9

EVOG residual current breakers 10

Residual current circuit breaker 11

EVOAGS residual current circuit breaker, 10 kA 12

EVOTIK isolation switches 13

EVOSVK modular changeover switches 14

EVOMS modular lockable disconnection switches 15

EVOSLJL signal lamps 15

EVOHK installation contactors 16

Time relay 17

EVOH high current miniature circuit breakers 20

EVON miniature circuit breakers 21

EVOKE combined protection devices, 1 module width 21

EVOK combined protection devices 22

EVOKM combined protection devices, electro-mechanic 22

Combined protective switch 23

EVOBT safety (bell) transformers 24

Auxiliary and alarm contact 25

Auto reclose under- and overvoltage relay 26

Compact circuit breaker (type AKM), with adjustable TM trigger 27

T1+T2 AC-type surge arresters

230/400 V AC | 50/60 Hz | Ta -40..+80°C | [mm²] 4 x 35 | 35×7.5 | IP 20

TRACON		×P	Uc	Iimp L-N/(N-PE)1P 10/350µs	In L-N/(N-PE) 8/20µs	Imax 8/20µs	Up L-N/(N-PE)	gG		W (mm)
ESPD1+2-50-1P		1P	385 V AC	50 kA	50 kA	160 kA	≤ 2,5 kV		TN	36
ESPD1+2-50-2P		2P	385 V AC	50 kA	50 kA	160 kA	≤ 2,5 kV		TN	72
ESPD1+2-50-3P		3P	385 V AC	50 kA	50 kA	160 kA	≤ 2,5 kV	500 A	TN-C	108
ESPD1+2-50-4P		4P	385 V AC	50 kA	50 kA	160 kA	≤ 2,5 kV		TN-S	144
ESPD1+2-50-1+1P		1+1P	385 V AC	50 kA / 100 kA	50 kA / 100 kA	160 kA / 200 kA	≤ 2,5 kV		TN, TT	72
ESPD1+2-50-3+1P		3+1P	385 V AC	50 kA / 100 kA	50 kA / 100 kA	160 kA / 200 kA	≤ 2,5 kV		TN-S, TT	144
ESPD1+2-12.5-1P		1P	275 V AC	12,5 kA	20 kA	50 kA	≤ 1,3 kV		TN	18
ESPD1+2-12.5-2P		2P	275 V AC	12,5 kA	20 kA	50 kA	≤ 1,3 kV		TN	36
ESPD1+2-12.5-3P		3P	275 V AC	12,5 kA	20 kA	50 kA	≤ 1,3 kV	160 A	TN-C	54
ESPD1+2-12.5-4P		4P	275 V AC	12,5 kA	20 kA	50 kA	≤ 1,3 kV		TN-S	72
ESPD1+2-12.5-1+1P		1+1P	275 V AC	12,5 kA	20 kA / 40 kA	50 kA / 70 kA	≤ 1,3 kV / 1,5 kV		TN, TT	36
ESPD1+2-12.5-3+1P		3+1P	275 V AC	12,5 kA	20 kA / 40 kA	50 kA / 70 kA	≤ 1,3 kV / 1,5 kV		TN-S, TT	72
ESPD1+2-12.5M*	**	1P	275 V AC	12,5 kA	20 kA	50 kA	≤ 1,3 kV	–	TN	18
ESPD1+2-12.5MO*	**	1P	275 V AC	12,5 kA	20 kA	50 kA	≤ 1,3 kV	–	TN	18
ESPD1+2-12.5NPE*	**	+1P	275 V AC	12,5 kA	40 kA	70 kA	≤ 1,5 kV	–	TN, TT	18
ESPD1+2-12.5NPEO*	**	+1P	275 V AC	12,5 kA	40kA	70kA	≤ 1,5 kV	–	TN, TT	18

* changeable insert

** shape of the connection insert

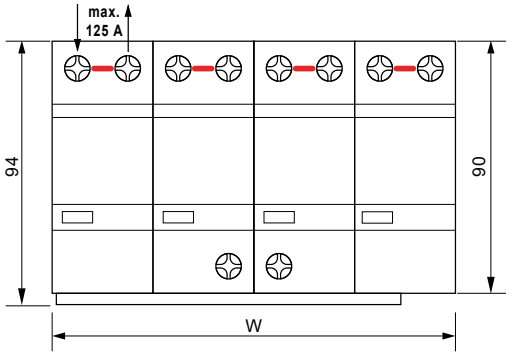

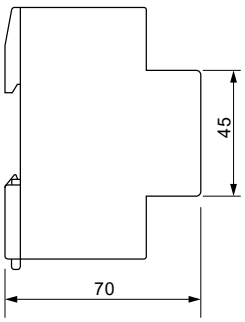

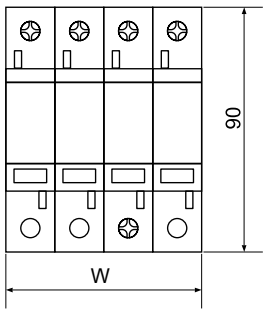

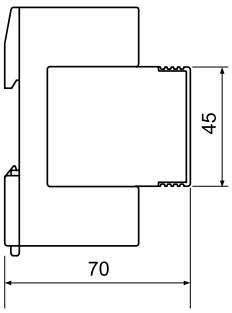

T2 AC-type surge arresters

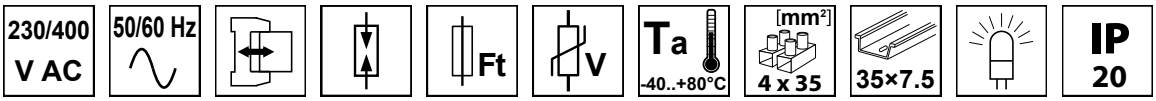

TRACON		xP	U_c	I_n L-N/(N-PE) 8/20µs	I_{max} 8/20µs	U_p L-N/(N-PE)	gG		W (mm)
ESPD2-40-1P		1P	275 V AC	20 kA	40 kA	≤ 1,3 kV	125 A	TN	18
ESPD2-40-2P		2P	275 V AC	20 kA	40 kA	≤ 1,3 kV		TN	36
ESPD2-40-3P		3P	275 V AC	20 kA	40 kA	≤ 1,3 kV		TN-C	54
ESPD2-40-4P		4P	275 V AC	20 kA	40 kA	≤ 1,3 kV		TN-S	72
ESPD2-40-1+1P		1+1P	275 / 255 V AC	20 kA	40 kA	≤ 1,3 kV / 1,5 kV		TN, TT	36
ESPD2-40-3+1P		3+1P	275 / 255 V AC	20 kA	40 kA	≤ 1,3 kV / 1,5 kV		TN-S, TT	72
ESPD2-40M*	**	1P	275 V AC	20 kA	40 kA	≤ 1,3 kV	–	TN	18
ESPD2-40MO*	**	1P	275 V AC	20 kA	40 kA	≤ 1,3 kV	–	TN	18
ESPD2-40NPE*	**	+1P	255 V AC	20 kA	40 kA	≤ 1,5 kV	–	TN, TT	18
ESPD2-40NPEO*	**	+1P	255 V AC	20 kA	40 kA	≤ 1,5 kV	–	TN, TT	18
ESPD2-70-1P		1P	275 V AC	40 kA	70 kA	≤ 1,7 kV	200 A	TN	18
ESPD2-70-2P		2P	275 V AC	40 kA	70 kA	≤ 1,7 kV		TN	36
ESPD2-70-3P		3P	275 V AC	40 kA	70 kA	≤ 1,7 kV		TN-C	54
ESPD2-70-4P		4P	275 V AC	40 kA	70 kA	≤ 1,7 kV		TN-S	72
ESPD2-70-1+1P		1+1P	275 / 255 V AC	40 kA	70 kA	≤ 1,7 kV / 1,5 kV		TN, TT	36
ESPD2-70-3+1P		3+1P	275 / 255 V AC	40 kA	70 kA	≤ 1,7 kV / 1,5 kV		TN-S, TT	72
ESPD2-70M*	**	1P	275 V AC	40 kA	70 kA	≤ 1,7 kV	–	TN	18
ESPD2-70MO*	**	1P	275 V AC	40 kA	70 kA	≤ 1,7 kV	–	TN	18
ESPD2-70NPE*	**	+1P	255 V AC	40 kA	70 kA	≤ 1,5 kV	–	TN, TT	18
ESPD2-70NPEO*	**	+1P	255 V AC	40 kA	70 kA	≤ 1,5 kV	–	TN, TT	18

* changeable insert

** shape of the connection insert

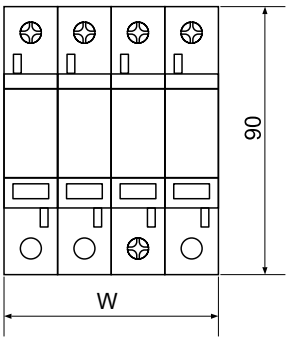

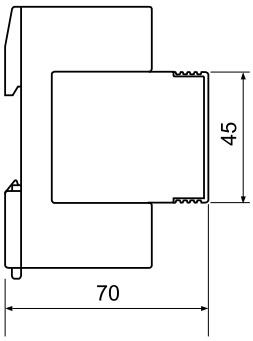

T2+T3 AC-type surge arresters

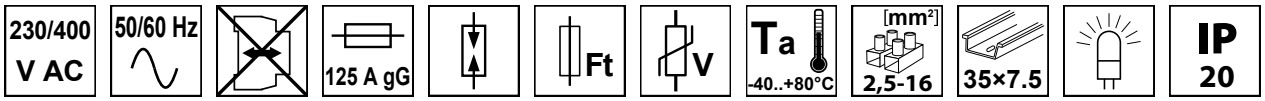

TRACON	×P	Uc	In L-N/(N-PE) 8/20µs	Imax 8/20µs	Uoc	Up L-N/(N-PE)		W (mm)
ESPD2+3-40-2P	2P	275 V AC	20 kA	40 kA	10 kV	≤ 1,3 kV	TN	18
ESPD2+3-40-4P	4P	275 V AC	20 kA	40 kA	10 kV	≤ 1,3 kV	TN-S	36
ESPD2+3-40-1+1P	1+1P	275 V AC	20 kA	40 kA	10 kV	≤ 1,3 kV / 1,5 kV	TN, TT	18
ESPD2+3-40-3+1P	3+1P	275 V AC	20 kA	40 kA	10 kV	≤ 1,3 kV / 1,5 kV	TN-S, TT	36

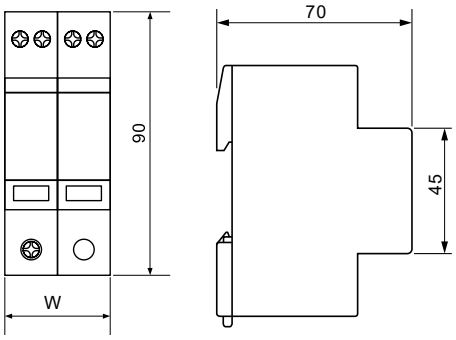

T1+T2+T3 AC-type surge arresters

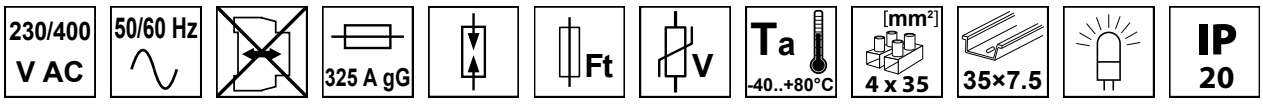

TRACON	×P	Uc	Iimp L-N/(N-PE)1P 10/350µs	In L-N/(N-PE) 8/20µs	Imax 8/20µs	Uoc	Up L-N/(N-PE)		W (mm)
ESPD1+2+3-25-1P	1P	275 V AC	25 kA	25 kA	100 kA	20 kV	≤ 1,3 kV	TN	36
ESPD1+2+3-25-2P	2P	275 V AC	25 kA	25 kA	100 kA	20 kV	≤ 1,3 kV	TN	72
ESPD1+2+3-25-3P	3P	275 V AC	25 kA	25 kA	100 kA	20 kV	≤ 1,3 kV	TN-C	108
ESPD1+2+3-25-4P	4P	275 V AC	25 kA	25 kA	100 kA	20 kV	≤ 1,3 kV	TN-S	144
ESPD1+2+3-25-1+1P	1+1P	275 V AC	25 kA / 100 kA	25 kA / 100 kA	100 kA	20 kV	≤ 1,3 kV / 1,5 kV	TN, TT	72
ESPD1+2+3-25-3+1P	3+1P	275 V AC	25 kA / 100 kA	25 kA / 100 kA	100 kA	20 kV	≤ 1,3 kV / 1,5 kV	TN-S, TT	144

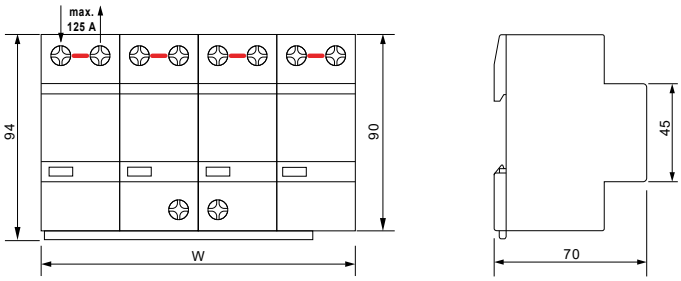

T3 AC-type surge arresters

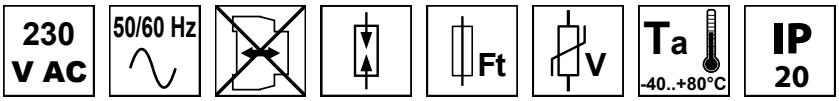

TRACON	xP	Un	Uc	In L-N/(N-PE) 8/20µs	Imax 8/20µs	Uoc	Up	gG		w (mm)
ESPD3-3-2P	1+1P	230 V AC	275 V AC	3 kA	6 kA	6 kV	≤ 1,2 kV	16 A	TN, TT	36×24×15
ESPD3-5-1+1P	1+1P	230 V AC	275 V AC	5 kA	10 kA	10 kV	≤ 1,1 kV	32 A	TN, TT	18
ESPD3-5-2P	2P	230 V AC	275 V AC	5 kA	10 kA	10 kV	≤ 1,1 kV	32 A	TN	18
ESPD3-10-1+1P	1+1P	230 V AC	275 V AC	10 kA	20 kA	20 kV	≤ 1,2 kV	63 A	TN, TT	18
ESPD3-10-2P	2P	230 V AC	275 V AC	10 kA	20 kA	20 kV	≤ 1,2 kV	63 A	TN	18

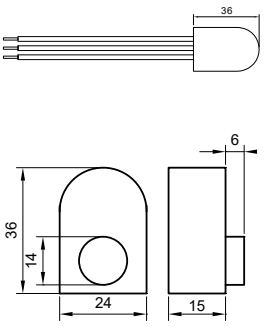

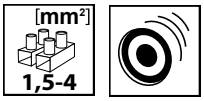

ESPD3-3-2P

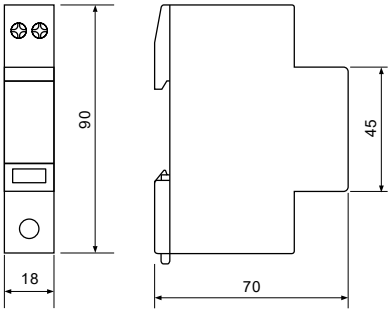



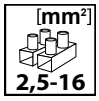

T1+2 and T2 DC-type surge arresters

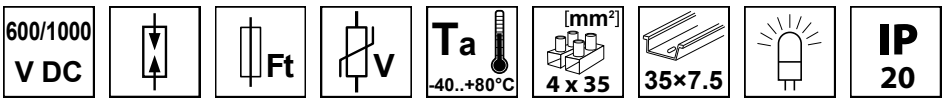

TRACON	xP	Un	Uc	gG	Iimp L-N/(N-PE)1P 10/350µs	In L-N/(N-PE) 8/20µs	Imax 8/20µs	Up	w (mm)
ESPD1+2-DC50-600	3P	600 V DC	800 V DC	200 A	12,5 kA	20 kA	50 kA	≤ 3 kV	72
ESPD1+2-DC50-1000	3P	1.000 V DC	1.200 V DC		12,5 kA	20 kA	50 kA	≤ 4 kV	72
ESPD2-DC40-600	3P	600 V DC	800 V DC	125 A	–	20 kA	40 kA	≤ 3 kV	72
ESPD2-DC40-1000	3P	1.000 V DC	1.200 V DC		–	20 kA	40 kA	≤ 4 kV	72
ESPD2-DC40-600V* **		600 V DC	800 V DC	–	–	20 kA	40 kA	≤ 3 kV	18
ESPD2-DC40-600VO* **		600 V DC	800 V DC	–	–	20 kA	40 kA	≤ 3 kV	18
ESPD2-DC40-600VG* **		600 V DC	800 V DC	–	–	20 kA	40 kA	≤ 3 kV	18
ESPD2-DC40-600VGO* **		600 V DC	800 V DC	–	–	20 kA	40 kA	≤ 3 kV	18
ESPD2-DC40-1000V* **		1.000 V DC	1.200 V DC	–	–	20 kA	40 kA	≤ 4 kV	18
ESPD2-DC40-1000VO* **		1.000 V DC	1.200 V DC	–	–	20 kA	40 kA	≤ 4 kV	18
ESPD2-DC40-1000VG* **		1.000 V DC	1.200 V DC	–	–	20 kA	40 kA	≤ 4 kV	18
ESPD2-DC40-1000VGO* **		1.000 V DC	1.200 V DC	–	–	20 kA	40 kA	≤ 4 kV	18

* changeable insert

** shape of the connection insert

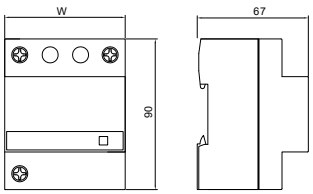

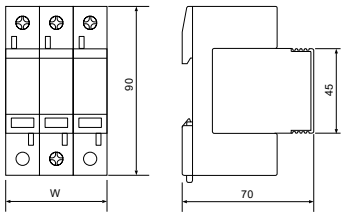

EVOZ miniature circuit breakers

230/400 V AC | ×20.000 | ×4.000 | IP 20 | 35×7.5 | [mm²] 1,0-25 | Ta -25..+55°C | Ui 500 V | I²t 3 | Icn EN 60898 6 kA | OFF | LIFETIME WARRANTY

TRACON B	TRACON C	In (A)
EVOZ1B1	EVOZ1C1	1
EVOZ1B2	EVOZ1C2	2
EVOZ1B4	EVOZ1C4	4
EVOZ1B6	EVOZ1C6	6
EVOZ1B10	EVOZ1C10	10
EVOZ1B13	EVOZ1C13	13
EVOZ1B16	EVOZ1C16	16
EVOZ1B20	EVOZ1C20	20
EVOZ1B25	EVOZ1C25	25
EVOZ1B32	EVOZ1C32	32
EVOZ1B40	EVOZ1C40	40
EVOZ1B50	EVOZ1C50	50
EVOZ1B63	EVOZ1C63	63

1P

TRACON B	TRACON C	In (A)
EVOZ3B1	EVOZ3C1	1
EVOZ3B2	EVOZ3C2	2
EVOZ3B4	EVOZ3C4	4
EVOZ3B6	EVOZ3C6	6
EVOZ3B10	EVOZ3C10	10
EVOZ3B13	EVOZ3C13	13
EVOZ3B16	EVOZ3C16	16
EVOZ3B20	EVOZ3C20	20
EVOZ3B25	EVOZ3C25	25
EVOZ3B32	EVOZ3C32	32
EVOZ3B40	EVOZ3C40	40
EVOZ3B50	EVOZ3C50	50
EVOZ3B63	EVOZ3C63	63

3P

EVOZ2B1	EVOZ2C1	1
EVOZ2B2	EVOZ2C2	2
EVOZ2B4	EVOZ2C4	4
EVOZ2B6	EVOZ2C6	6
EVOZ2B10	EVOZ2C10	10
EVOZ2B13	EVOZ2C13	13
EVOZ2B16	EVOZ2C16	16
EVOZ2B20	EVOZ2C20	20
EVOZ2B25	EVOZ2C25	25
EVOZ2B32	EVOZ2C32	32
EVOZ2B40	EVOZ2C40	40
EVOZ2B50	EVOZ2C50	50
EVOZ2B63	EVOZ2C63	63

2P

EVOZ4B1	EVOZ4C1	1
EVOZ4B2	EVOZ4C2	2
EVOZ4B4	EVOZ4C4	4
EVOZ4B6	EVOZ4C6	6
EVOZ4B10	EVOZ4C10	10
EVOZ4B13	EVOZ4C13	13
EVOZ4B16	EVOZ4C16	16
EVOZ4B20	EVOZ4C20	20
EVOZ4B25	EVOZ4C25	25
EVOZ4B32	EVOZ4C32	32
EVOZ4B40	EVOZ4C40	40
EVOZ4B50	EVOZ4C50	50
EVOZ4B63	EVOZ4C63	63

4P

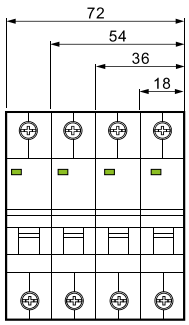

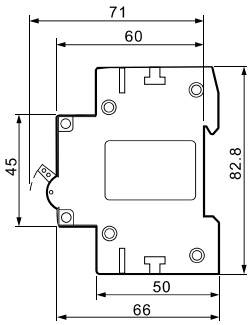

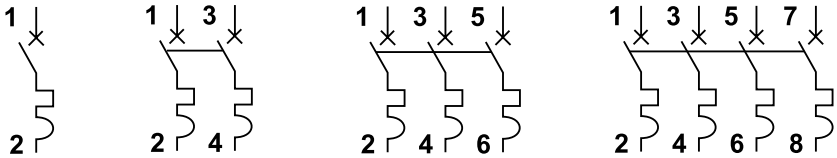

RELEVANT STANDARD
EN 60898-1

RELEVANT STANDARD
EN 60947-2

EVOV residual current breakers

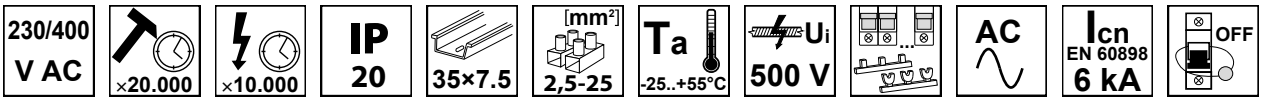

	TRACON	In (A)	IΔn (mA)	
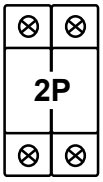	EVOV2P2503	25	30	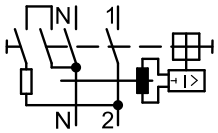
	EVOV2P4003	40	30	
	EVOV2P6303	63	30	
	EVOV2P8003	80	30	
	EVOV2P251	25	100	
	EVOV2P401	40	100	
	EVOV2P631	63	100	
	EVOV2P801	80	100	
	EVOV2P253	25	300	
	EVOV2P403	40	300	
	EVOV2P633	63	300	
	EVOV2P803	80	300	
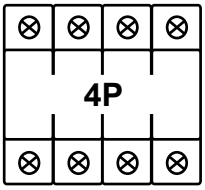	EVOV4P2503	25	30	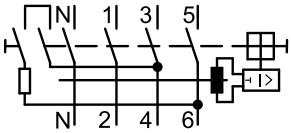
	EVOV4P4003	40	30	
	EVOV4P6303	63	30	
	EVOV4P8003	80	30	
	EVOV4P251	25	100	
	EVOV4P401	40	100	
	EVOV4P631	63	100	
	EVOV4P801	80	100	
	EVOV4P253	25	300	
	EVOV4P403	40	300	
	EVOV4P633	63	300	
	EVOV4P803	80	300	

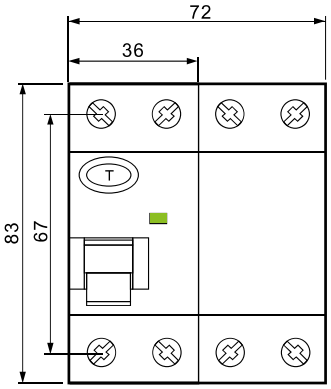

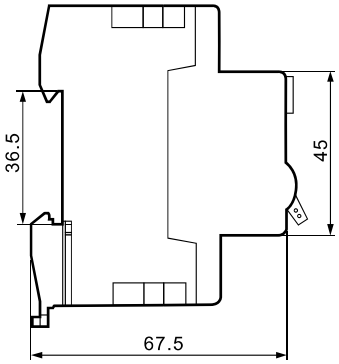

RELEVANT STANDARD
EN 61008-1

AC For AC systems!

EVOG residual current breakers

230/400 V AC | IP 20 | 35×7.5 | [mm²] 2,5-35 | Ta -25..+55°C | Ui 500 V | A, AC | Icn EN 60898 6 kA | OFF

	TRACON	I_n (A)	$I\Delta_n$ (mA)
2P	EVOG2P2503	25	30
	EVOG2P4003	40	30
	EVOG2P6303	63	30
	EVOG2P8003	80	30
	EVOG2P251	25	100
	EVOG2P401	40	100
	EVOG2P631	63	100
	EVOG2P801	80	100
	EVOG2P253	25	300
	EVOG2P403	40	300
	EVOG2P633	63	300
	EVOG2P803	80	300
4P	EVOG4P2503	25	30
	EVOG4P4003	40	30
	EVOG4P6303	63	30
	EVOG4P8003	80	30
	EVOG4P251	25	100
	EVOG4P401	40	100
	EVOG4P631	63	100
	EVOG4P801	80	100
	EVOG4P253	25	300
	EVOG4P403	40	300
	EVOG4P633	63	300
	EVOG4P803	80	300

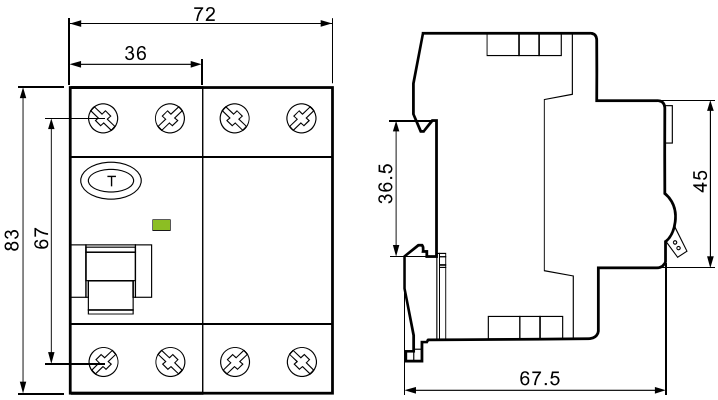

A, AC For AC and pulsed DC systems!

RELEVANT STANDARD
EN 61008-1

EVOB residual current circuit breakers, type B, 10 kA

230 V AC | B | ×4.000 | Ui 500 V | Icn EN60698 10 kA | 35×7.5 | ×10.000 | [mm²] 1-25 | Ta -30..+45 °C | IP 20

B típus | **10 kA** | **B**

FOR AC, PULSED DC
AND HIGH-FREQUENCY FAULT SIGNALS LOADED
NETWORKS

6 YEARS WARRANTY

TRACON B		In (A)	IΔn (mA)
2P	EVOB2P1603	16A	30 mA
	EVOB2P2503	25A	
	EVOB2P4003	40A	
	EVOB2P6303	63A	
	EVOB2P8003	80A	
4P	EVOB4P1603	16A	30 mA
	EVOB4P2503	25A	
	EVOB4P4003	40A	
	EVOB4P6303	63A	
	EVOB4P8003	80A	

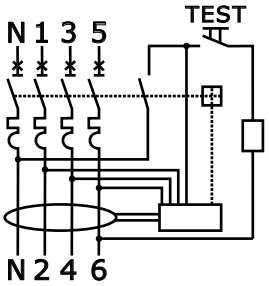

EVOAG residual current circuit breakers, type A, 10 kA

230 V AC | A | ×4.000 | Ui 500 V | Icn EN60698 10 kA | 35×7.5 | ×10.000 | [mm²] 2,5-35 | Ta -25..+55°C | IP 20

A típus | **10 kA** | **A**

FOR AC AND PULSED DC NETWORKS!

6 YEARS WARRANTY

TRACON B		In (A)	IΔn (mA)
2P	EVOAG2P1603	16A	30 mA
	EVOAG2P2503	25A	
	EVOAG2P4003	40A	
	EVOAG2P6303	63A	
	EVOAG2P8003	80A	
4P	EVOAG4P1603	16A	30 mA
	EVOAG4P2503	25A	
	EVOAG4P4003	40A	
	EVOAG4P6303	63A	
	EVOAG4P8003	80A	

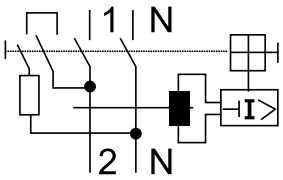

EVOAGS selective residual current circuit breakers, type A/S, 10 kA

230 V AC | A S | ×4.000 | Ui 500 V | Icn EN60698 10 kA | 35×7.5 | ×10.000 | [mm²] 2,5-35 | Ta -25..+55°C | IP 20

A/S type | **10 kA** | **A S**

FOR AC AND PULSED DC NETWORKS (SELECTIVE)

TRACON	In (A)	IΔn (mA)
EVOAGS2P251	25A	**100 mA**
EVOAGS2P401	40A	
EVOAGS2P631	63A	
EVOAGS2P801	80A	
EVOAGS2P1001	100A	
EVOAGS2P253	25A	**300 mA**
EVOAGS2P403	40A	
EVOAGS2P633	63A	
EVOAGS2P803	80A	
EVOAGS2P1003	100A	
EVOAGS4P251	25A	**100 mA**
EVOAGS4P401	40A	
EVOAGS4P631	63A	
EVOAGS4P801	80A	
EVOAGS4P1001	100A	
EVOAGS4P253	25A	**300 mA**
EVOAGS4P403	40A	
EVOAGS4P633	63A	
EVOAGS4P803	80A	
EVOAGS4P1003	100A	

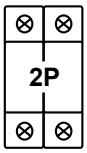

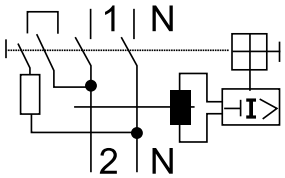

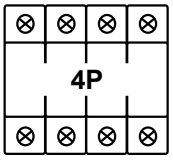

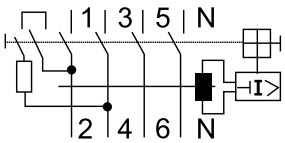

EVOTIK isolation switches

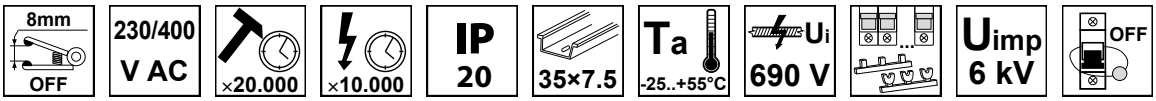

	Tracon	In (A)	mm²
1P	TIK1-20	20	1,5-50
	TIK1-25	25	
	TIK1-32	32	
	TIK1-40	40	
	TIK1-63	63	
	TIK1-80	80	
	TIK1-100	100	
	TIK1-125	125	
2P	TIK2-20	20	1,5-50
	TIK2-25	25	
	TIK2-32	32	
	TIK2-40	40	
	TIK2-63	63	
	TIK2-80	80	
	TIK2-100	100	
	TIK2-125	125	

	Tracon	In (A)	mm²
3P	TIK3-20	20	1,5-50
	TIK3-25	25	
	TIK3-32	32	
	TIK3-40	40	
	TIK3-63	63	
	TIK3-80	80	
	TIK3-100	100	
	TIK3-125	125	
4P	TIK4-20	20	1,5-50
	TIK4-25	25	
	TIK4-32	32	
	TIK4-40	40	
	TIK4-63	63	
	TIK4-80	80	
	TIK4-100	100	
	TIK4-125	125	

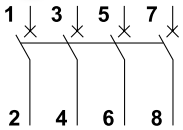

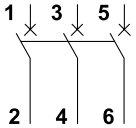

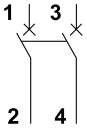

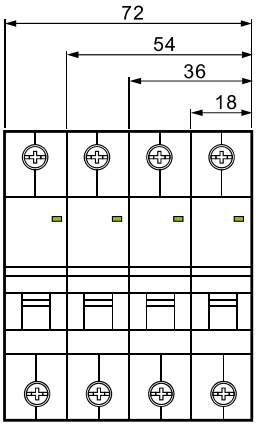

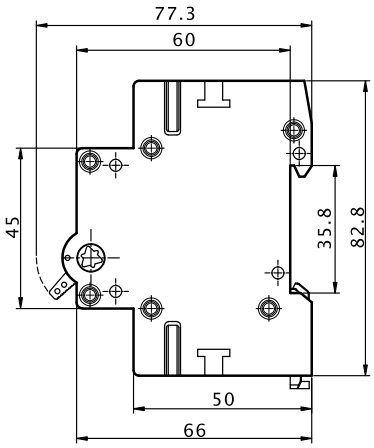

RELEVANT STANDARD
EN 60947-3

EVOSVK modular changeover switches

230/400 V AC | ×30.000 | ×10.000 | IP 20 | 35×7.5 | [mm²] 1-16 | Ta -25..+55°C | Ui 690 V | Uimp 6 kV | 1 0 2

	TRACON	In (A)
1P	SVK1-16	16
	SVK1-32	32
	SVK1-63	63
2P	SVK2-16	16
	SVK2-32	32
	SVK2-63	63

	TRACON	In (A)
3P	SVK3-16	16
	SVK3-32	32
	SVK3-63	63
4P	SVK4-16	16
	SVK4-32	32
	SVK4-63	63



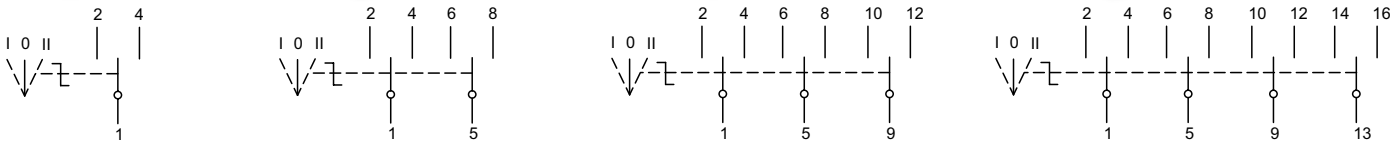

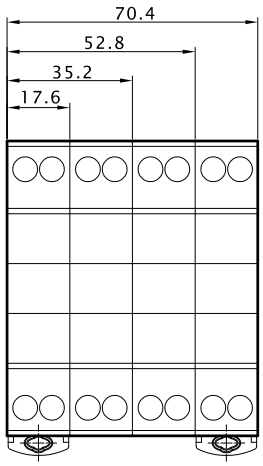

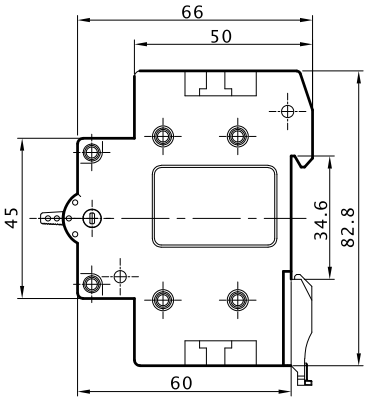

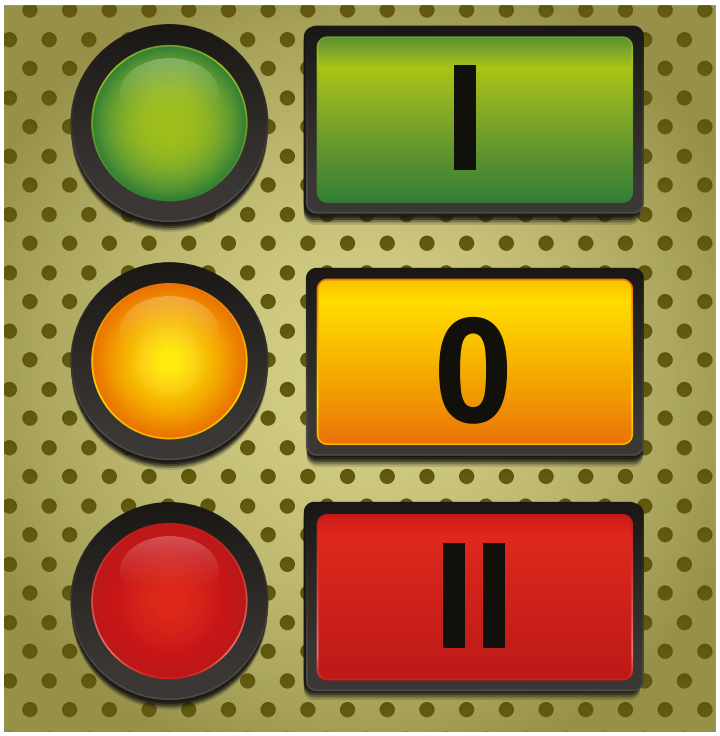

RELEVANT STANDARD
EN 60947-3

RELEVANT STANDARD
EN 60669-1

TÜV MEEI TEST DOCUMENTATION
28211822 001

EVOMS modular lockable disconnection switches

230/400 V AC | IP 20 | 35×7.5 | Ta -25..+55°C | Ui 800 V | OFF

TRACON	Ith (40 °C)	A (mm)	B (mm)	C (mm)	D (mm)	E (mm)	mm²
EVOMS16/3	16A/3P	73,3	81	65,5	75,5	36,5	1,5-16
EVOMS20/3	20A/3P						
EVOMS25/3	25A/3P						
EVOMS40/3	40A/3P						
EVOMS80/3	80A/3P	88	97,5	76,5	93,5	52	25-50
EVOMS100/3	100A/3P						
EVOMS125/3	125A/3P						

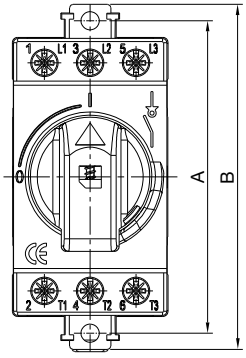

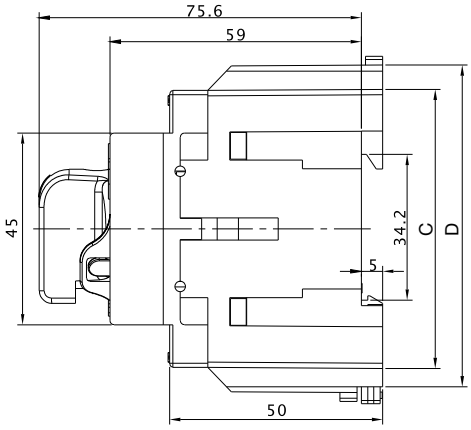

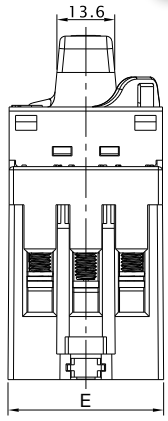

RELEVANT STANDARD
EN 60947-3

EVOSLJL signal lamps

Pm 0,8 VA | [h] 20.000 | IP 20 | [mm²] 1-25 | 35×7.5 | Ta -25..+55°C

TRACON	Un	LED
SLJL-AC230-P	230 V AC	× 1 LED
SLJL-AC230-Z	230 V AC	× 1 LED
SLJL-AC230-S	230 V AC	× 1 LED
SLJL-AC230-F	230 V AC	× 1 LED
SLJL-AC230-K	230 V AC	× 1 LED
SLJL-AC24-P	24 V AC	× 1 LED
SLJL-AC24-Z	24 V AC	× 1 LED
SLJL-AC24-S	24 V AC	× 1 LED
SLJL-AC24-F	24 V AC	× 1 LED
SLJL-AC24-K	24 V AC	× 1 LED
SLJL-AC230-3Z	3×230 V AC	× 3 LED
SLJL-AC230-SZP	3×230 V AC	× 3 LED
SLJL-DC220-P	220 V DC	× 1 LED
SLJL-DC220-Z	220 V DC	× 1 LED
SLJL-DC220-S	220 V DC	× 1 LED
SLJL-DC220-F	220 V DC	× 1 LED
SLJL-DC220-K	220 V DC	× 1 LED
SLJL-DC24-P	24 V DC	× 1 LED
SLJL-DC24-Z	24 V DC	× 1 LED
SLJL-DC24-S	24 V DC	× 1 LED
SLJL-DC24-F	24 V DC	× 1 LED
SLJL-DC24-K	24 V DC	× 1 LED

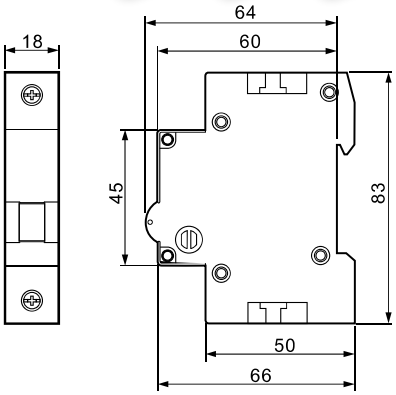

RELEVANT STANDARD
EN 62094-1
EN 60947-5

EVOHK installation contactors

230/400 V AC | ×2.000.000 | ×125.000 | IP 20 | 35×7.5 | [mm²] 1,5-35 | Ta -5..+55 °C | Ui 500 V | ON-OFF-ON... sc/h ×360 | Uimp 4 kV

TRACON	Um	In (A)	W (mm)	Pe (kW) AC1 / AC7a 230V	AC3 / AC7b 230V	AC1 / AC7a 400V	AC3 / AC7b 400V	Ps		NC / NO
EVOHK2-25	230 V AC	25	17,5	5	1,5	–	–	1,35 W	20A gG	2 × NO
EVOHK2-25-24	24 V AC	25	17,5	5	1,5	–	–	1,35 W	20A gG	2 × NO
EVOHK2-25V	230 V AC	25	17,5	5	1,5	–	–	1,35 W	20A gG	1 × NO+1 × NC
EVOHK2-40	230 V AC	40	35,4	9	2,2	–	–	1,55 W	32A gG	2 × NO
EVOHK2-63	230 V AC	63	35,4	11,6	3,3	–	–	1,55 W	50A gG	2 × NO
EVOHK2-80	230 V AC	80	54	16	5,5	–	–	1,55 W	63A gG	2 × NO
EVOHK2-100	230 V AC	100	54	19	6	–	–	1,55 W	80A gG	2 × NO
EVOHK4-25	230 V AC	25	35	5	1,5	16	4	1,35 W	20A gG	4 × NO
EVOHK4-25-24	24 V AC	25	35	5	1,5	16	4	1,35 W	20A gG	4 × NO
EVOHK4-40	230 V AC	40	53,3	9	2,2	27,5	12,5	1,55 W	32A gG	4 × NO
EVOHK4-63	230 V AC	63	53,3	11,6	3,3	40	15	1,55 W	50A gG	4 × NO
EVOHK4-80	230 V AC	80	108	16	5,5	50	18,5	1,55 W	63A gG	4 × NO
EVOHK4-100	230 V AC	100	108	19	6	60	22	1,55 W	80A gG	4 × NO

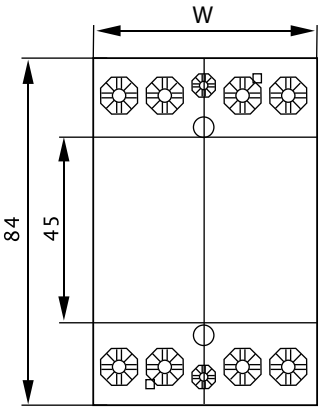

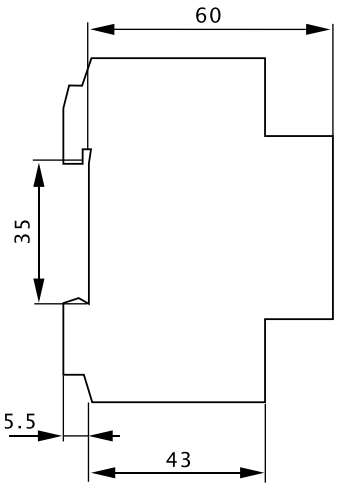

RELEVANT STANDARD
EN 60947-4-1

RELEVANT STANDARD
EN 61095

2 NO

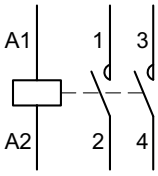

1 NO+1 NC

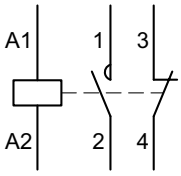

4 NO

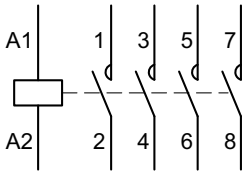

One function (ON delay) time relay

Ie (AC 1, 230 V) 16 A | [mm²] 1-2,5 | IP 20 | Ta -20..+55 °C | 35×7.5 | AUX 1×CO

TRACON	Um	VAC A	0 10 ha %	ha %		m
NARIDON	AC/DC 12-240 V	16 A 230 VAC	± 0,2 %	± 5 %	0,1 s - 10 h	62 g

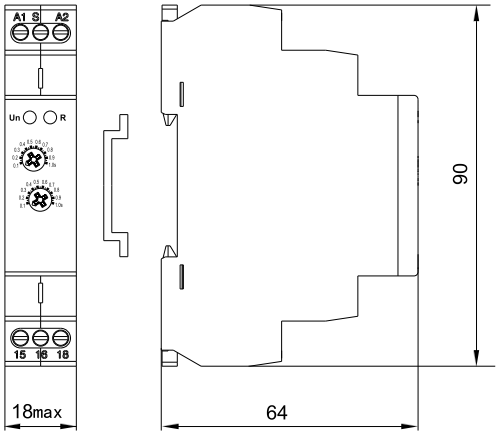

Application:
- for tasks where the operation time depends on the switch ON of the device
- for pumps, heatings, ventillations, etc.

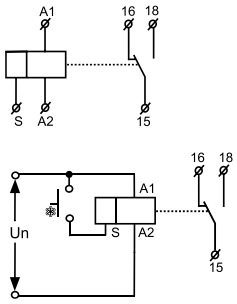

RELEVANT STANDARD
EN 61812-1

* Step button
(impulse signal)

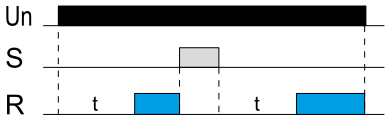

One function (OFF delay) time relay

Ie (AC 1, 230 V) 16 A | [mm²] 1-2,5 | IP 20 | Ta -20..+55 °C | 35×7.5 | AUX 1×CO

TRACON	Um	VAC A	0 10 ha %	ha %		m
NARIDOFF	AC/DC 12-240 V	16 A 230 VAC	± 0,2 %	± 5 %	0,1 s - 10 h	62 g

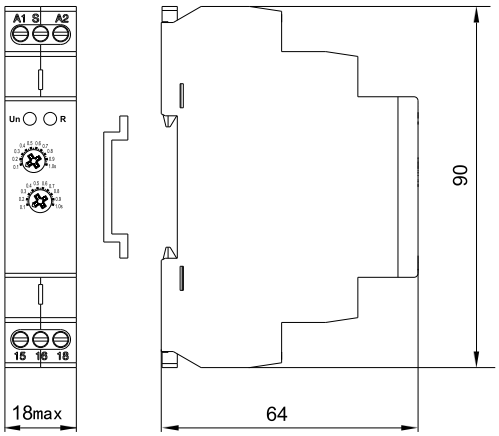

Application:
- for tasks where the operation time is depends on the switch OFF of the device
- for pumps, heatings, ventillations, etc.

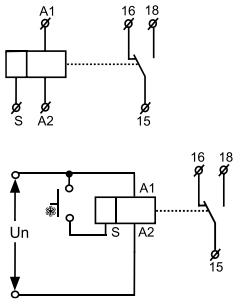

RELEVANT STANDARD
EN 61812-1

* Step button
(impulse signal)

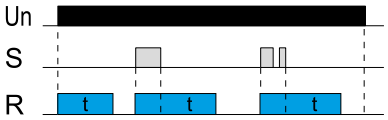

Delay OFF time relay with supply voltage actuation

Ie (AC 1, 230 V) 16 A | [mm²] 1-2,5 | IP 20 | Ta -20..+55 °C | 35×7.5 | AUX 1×CO

TRACON	Um	VAC A	0 10 ha %	ha %		m
NARIDOFFS	AC/DC 12-240 V	16 A 230 VAC	± 0,2 %	± 5 %	0,1 s - 10 min.	86 g

Application:
- For emergency applications where the device must be operating in case of blackout.

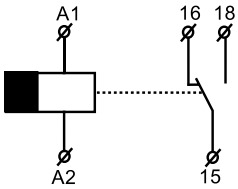

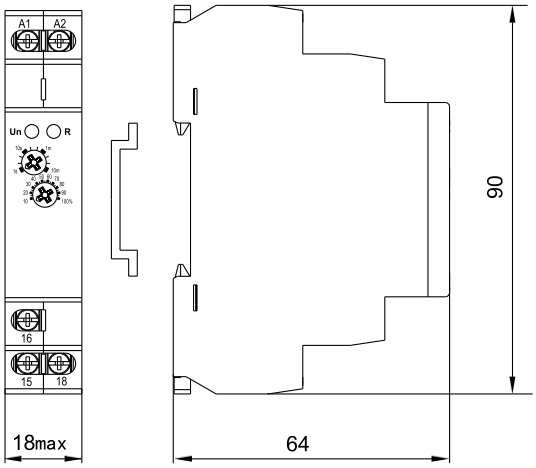

RELEVANT STANDARD
EN 61812-1

Star-delta time relay

Ie (AC 1, 230 V) 16 A | [mm²] 1-2,5 | IP 20 | Ta -20..+55 °C | 35×7.5 | AUX 2×CO

TRACON	Um	VAC A	0 10 ha %	ha %	t_1 ⅄	t_2 Δ	m
NARIST	AC/DC 12-240 V	16 A 230 VAC	± 0,2 %	± 5 %	0,1 s - 10 min.	0,1 s - 1 s	86 g

Application:
- Three phase electric motors with short circuit rotor need too much current during start procedure. To prevent damages, the supply voltage is first applied and the star contacts are closed. After the motor reaches its rated regime, relays commute back to triangle mode.

RELEVANT STANDARD
EN 61812-1

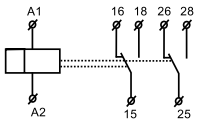

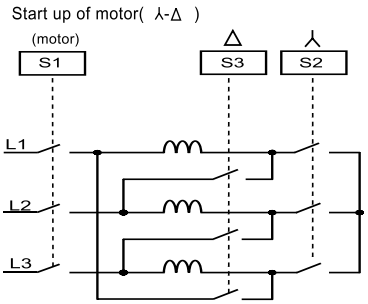

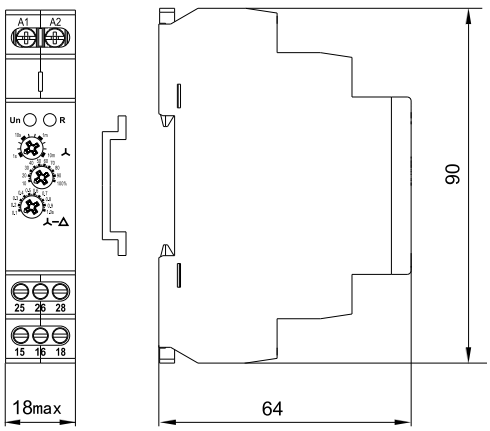

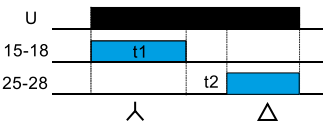

Multifunction time relay (10 functions)

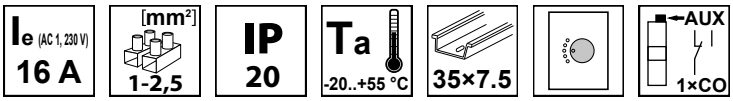

TRACON	Um	VAC A	ha %	ha %		m
NARIMF	AC/DC 12-240 V	16 A 230 VAC	± 0,2 %	± 5 %	0,1 s - 10 d	64 g

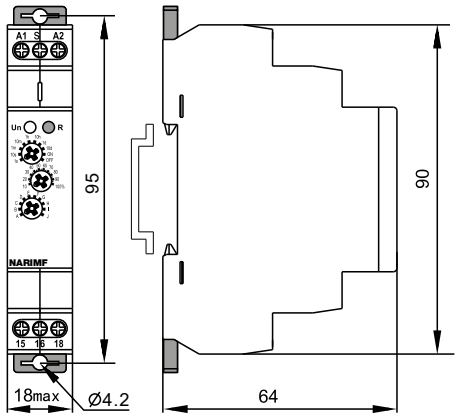

Application
This multifunction time relay gives some wide range solutions for different time control tasks with only one device.

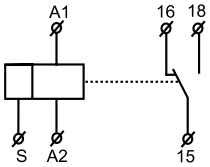

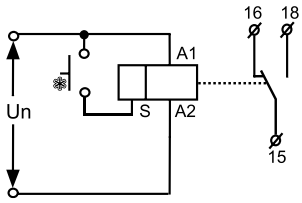

* Step button (impulse signal)

RELEVANT STANDARD
EN 61812-1

A: ON delay

B: OFF delay

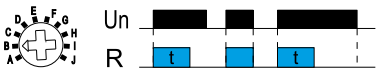

C: Flasher (starts OFF)

D: Flasher (starts ON)

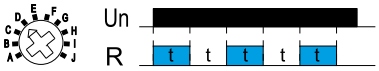

E: OFF delay (S control signal pause)

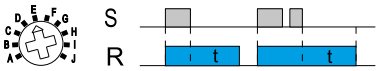

F: OFF delay (S control signal, 1 tact)

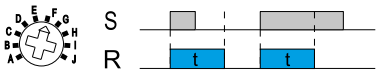

G: One tact, control impulse for running edge (cannot restart in ON state)

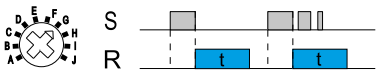

H: ON and OFF delay

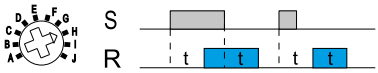

I: Impulse relay

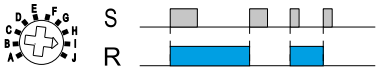

J: Impulse generator

PULS = 0.5 s

Time range

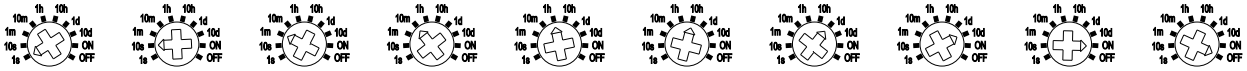

0.1 - 1s | 1 - 10s | 6 - 60s | 1 - 10min | 6 - 60min | 1 - 10hr | 0.1 - 1day | 1 - 10day | only ON | only OFF

EVOH high current miniature circuit breakers

230/400 V AC | ×20.000 | ×10.000 | IP 20 | 35×7.5 | [mm²] 16-50 | Ta -25..+55°C | Ui 500 V | I²t 3 | Icn EN 60898 10 kA | OFF

TRACON C	In (A)
EVOH163	63
EVOH180	80
EVOH1100	100
EVOH1125	125

TRACON C	In (A)
EVOH363	63
EVOH380	80
EVOH3100	100
EVOH3125	125

EVOH263	63
EVOH280	80
EVOH2100	100
EVOH2125	125

EVOH463	63
EVOH480	80
EVOH4100	100
EVOH4125	125

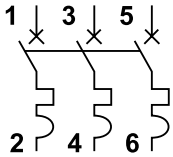

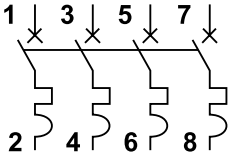

Tripping characteristic

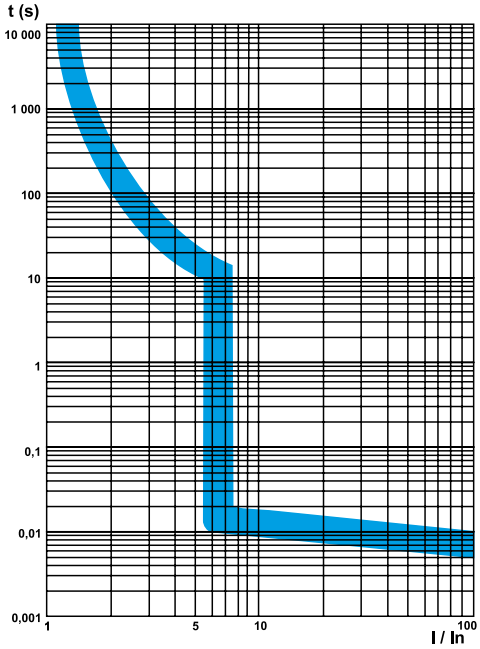

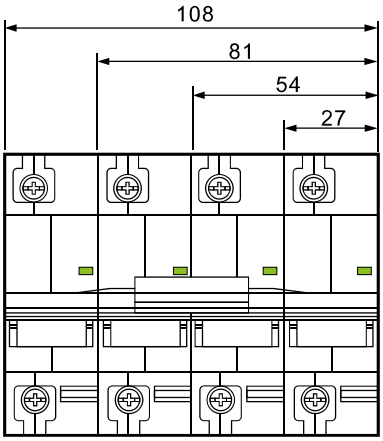

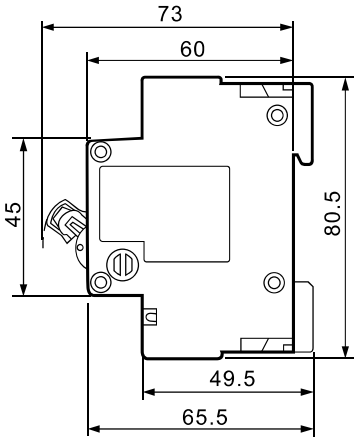

RELEVANT STANDARD
EN 60947-2

EVON miniature circuit breakers

230 V AC | ×20.000 | ×4.000 | IP 20 | 35×7.5 | [mm²] 1,0-10 | Ta -25..+55°C | Ui 500 V | I²t 3 | Icn EN 60898 4,5 kA | OFF

TRACON C	In (A)
EVONC6	6
EVONC10	10
EVONC16	16
EVONC20	20
EVONC25	25
EVONC32	32

1P N

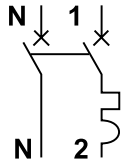

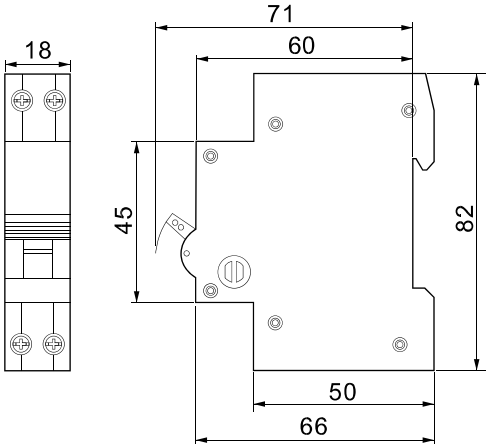

* Devices with two poles, have one protected (phase) and one switched neutral (N) pole.

RELEVANT STANDARD
EN 60898-1

EVOKE combined protection devices, 1 module width

230 V AC | ×10.000 | ×4.000 | IP 20 | 35×7.5 | [mm²] 1-16 | Ta -25..+40°C | Ui 690 V | AC | Icn EN 60898 6 kA | OFF

TRACON B	TRACON C	In (A)	IΔn (mA)
EVOKEB603	EVOKEC603	6	30
EVOKEB1003	EVOKEC1003	10	30
EVOKEB1303	EVOKEC1303	13	30
EVOKEB1603	EVOKEC1603	16	30
EVOKEB2003	EVOKEC2003	20	30
EVOKEB2503	EVOKEC2503	25	30
EVOKEB3203	EVOKEC3203	32	30
EVOKEB4003	EVOKEC4003	40	30

2P

E3

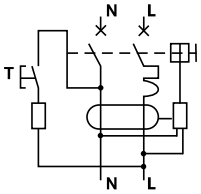

Tripping characteristic

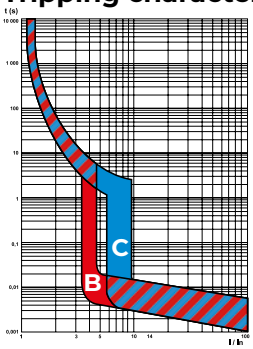

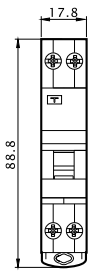

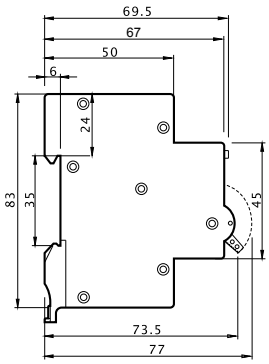

RELEVANT STANDARD
EN 61009-1

EVOK combined protection devices

230 V AC | ×10.000 | ×4.000 | IP 20 | 35×7.5 | [mm²] 1,5-25 | Ta -25..+40°C | Ui 690 V | AC | Icn EN 60898 4,5 kA | OFF

Tripping characteristic

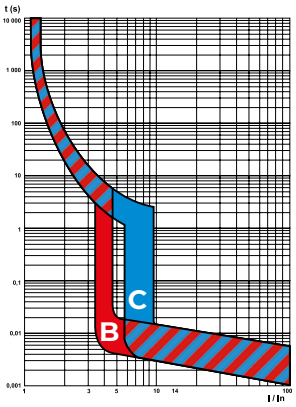

TRACON B	TRACON C	In (A)	IΔn (mA)
EVOK2B603	EVOK2C603	6	30
EVOK2B1003	EVOK2C1003	10	30
EVOK2B1603	EVOK2C1603	16	30
EVOK2B2003	EVOK2C2003	20	30
EVOK2B2503	EVOK2C2503	25	30
EVOK2B3203	EVOK2C3203	32	30
EVOK2B4003	EVOK2C4003	40	30

2P

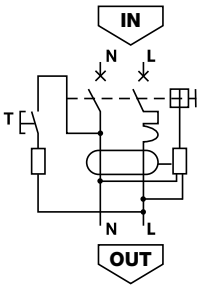

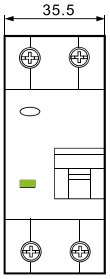

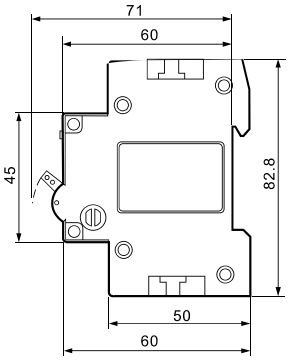

RELEVANT STANDARD
EN 61009-1

EVOKM combined protection devices, electro-mechanic

230 V AC | ×10.000 | ×4.000 | IP 20 | 35×7.5 | [mm²] 1,5-25 | Ta -25..+55°C | Ui 690 V | AC | Icn EN 60898 6 kA | OFF

Tripping characteristic

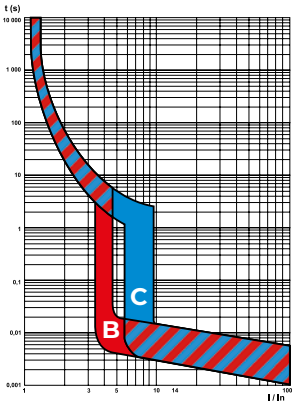

TRACON B	TRACON C	In (A)	IΔn (mA)
EVOKM2B603	EVOKM2C603	6	30
EVOKM2B1003	EVOKM2C1003	10	30
EVOKM2B1603	EVOKM2C1603	16	30
EVOKM2B2003	EVOKM2C2003	20	30
EVOKM2B2503	EVOKM2C2503	25	30
EVOKM2B3203	EVOKM2C3203	32	30
EVOKM2B4003	EVOKM2C4003	40	30
EVOKM2B5003	EVOKM2C5003	50	30
EVOKM2B6303	EVOKM2C6303	63	30

2P

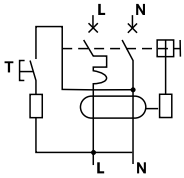

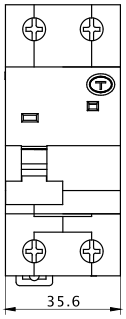

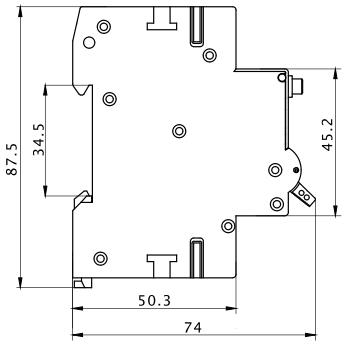

RELEVANT STANDARD
EN 61009-1

The electro-mechanic RCCB protects against electric shock even in case of braking of neutral-wire!

EVOBKM Combined circuit breaker, type B, 6 kA

230 V AC | B | ×4.000 | Ui 690 V | Icn EN60698 10 kA | 35×7.5 | ×10.000 | [mm²] 1,5-25 | Ta -25..+40°C | IP 20

B type | **6 kA** | **B**

FOR AC, PULSED DC
AND HIGH-FREQUENCY FAULT SIGNALS LOADED
NETWORKS

6 YEARS WARRANTY

TRACON		In (A)	IΔn (mA)
B	C		
EVOBKM2B603	EVOBKM2C603	6 A	30 mA
EVOBKM2B1003	EVOBKM2C1003	10 A	
EVOBKM2B1303	EVOBKM2C1303	13 A	
EVOBKM2B1603	EVOBKM2C1603	16 A	
EVOBKM2B2003	EVOBKM2C2003	20 A	
EVOBKM2B2503	EVOBKM2C2503	25 A	
EVOBKM2B3203	EVOBKM2C3203	32 A	
EVOBKM2B4003	EVOBKM2C4003	40 A	

2P

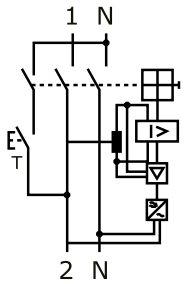

EVOK4 Combined circuit breaker, type A, 10 kA

230/400 V AC | A | ×100.000 | Ui 690 V | Icn EN60698 10 kA | ×20.000 | Ta -25..+40°C | [mm²] 1-25 | E3 | IP 20

A type | **10 kA** | **A**

FOR AC AND PULSED DC NETWORKS!

6 YEARS WARRANTY

TRACON		In (A)	IΔn (mA)
B	C		
EVOK4B603	EVOK4C603	6 A	30 mA
EVOK4B1003	EVOK4C1003	10 A	
EVOK4B1303	EVOK4C1303	13 A	
EVOK4B1603	EVOK4C1603	16 A	
EVOK4B2003	EVOK4C2003	20 A	
EVOK4B2503	EVOK4C2503	25 A	
EVOK4B3203	EVOK4C3203	32 A	
EVOK4B4003	EVOK4C4003	40 A	
EVOK4B5003	EVOK4C5003	50 A	
EVOK4B6303	EVOK4C6303	63 A	

4P

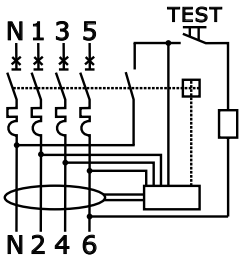

EVOBT safety (bell) transformers

IP 20 | 35×7.5 | [mm²] 1,5-10 | Ta -25..+55°C | Ui 500 V

TRACON	Ps	Upr	Usec	Isec
EVOBT15/1	max. 15 VA	230 V AC	4-8-12 V AC	1,25 A
EVOBT24/1	max. 15 VA		12-24 V AC	0,62 A
EVOBT30/1	max. 30 VA		12-12-24 V AC	1,25 A

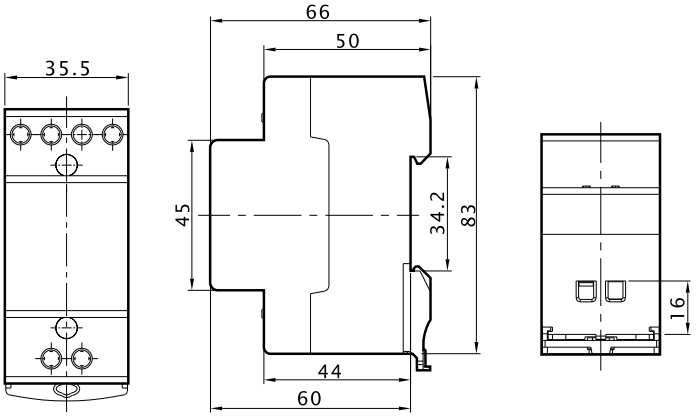

EVOBT15/1

EVOBT30/1

RELEVANT STANDARD
EN 60947-5-1

RELEVANT STANDARD
EN 61558-2-8

EVOP modular pushbuttons, push-switches

230 V AC | ×250.000 | ×10.000 | IP 20 | 35×7.5 | [mm²] 1-10 | Ta -5..+55 °C | Ui 500 V

EVOPB

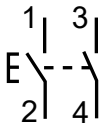

EVOPBL

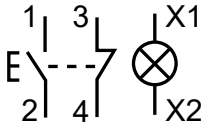

TRACON	Ith	Ie (AC-14) (230V AC)	NC / NO
EVOPS	16 A	6 A	2 NO
EVOPB	16 A	6 A	2 NO
EVOPB2	16 A	6 A	1 NO, 1 NC
EVOPBL	16 A	6 A	1 NO+1 NC
EVOPSL	16 A	6 A	1 NO+1 NC

EVOPS

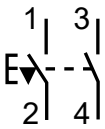

EVOPB2

EVOPSL

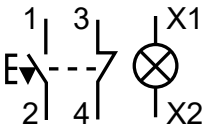

RELEVANT STANDARD
EN 60947-5-1

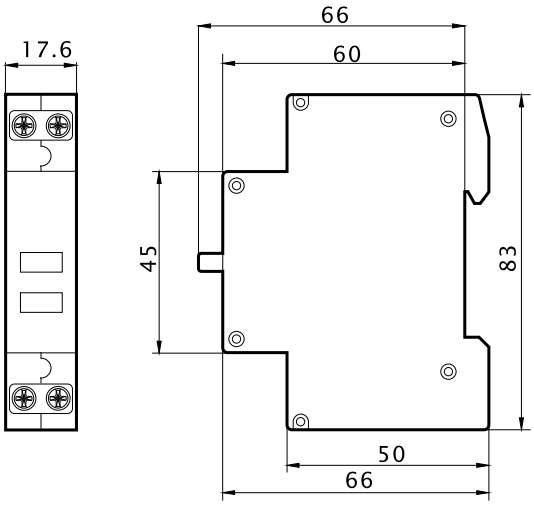

Auxiliary and alarm contact

230/400 V AC | ×5.000 | ×4.000 | IP 20 | 35×7.5 | [mm²] 0,5-4 | Ta -25..+55°C | Ui 500 V

TRACON	→	In (A) 400 V AC	In (A) 230 V AC	In (A) 110 V DC	In (A) 48 V DC	In (A) 24 V DC
EVOZ-AUX11	EVOZ	3 A	6 A	1 A	2 A	4 A
EVOH-AUX11	EVOH					
EVOTDA-AUX11	EVOTDA					
EVOZ-AL	EVOZ					
EVOH-AL	EVOH					
EVOTDA-AL	EVOTDA					

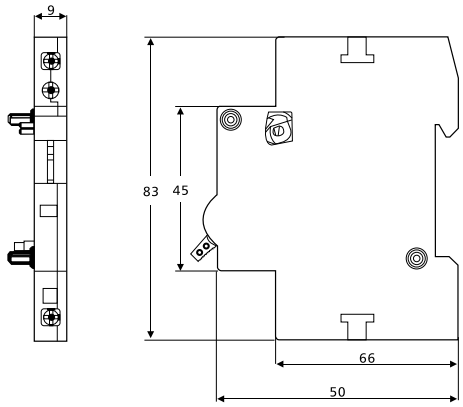

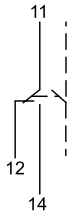

EVOZ-AUX11

+

EVOZ

Shunt release, under- and overvoltage release

230/400 V AC | ×4.000 | ×3.000 | IP 20 | 35×7.5 | [mm²] 0,5-4 | Ta -25..+55°C | Ui 500 V

TRACON	←	Um	Uup	Udown
EVOZ-SR*	EVOZ	110-415 V AC / 110-220 V DC	–	–
EVOH-SR*	EVOH	110-415 V AC / 110-220 V DC	–	–
EVOTDA-SR*	EVOTDA	110-415 V AC / 110-220 V DC	–	–
EVOZ-UOVR	EVOZ	–	280 V ± 5%	170 V ± 5%
EVOH-UOVR	EVOH	–	280 V ± 5%	170 V ± 5%
EVOTDA-UOVR	EVOTDA	–	280 V ± 5%	170 V ± 5%
EVOZ-OVR	EVOZ	–	280 V ± 5%	–
EVOZ-UVR	EVOZ	–	–	170 V ± 5%
EVOTDA-OVR	EVOTDA	–	280V ± 5%	–
EVOTDA-UVR	EVOTDA	–	–	170 V ± 5%

* Shunt release

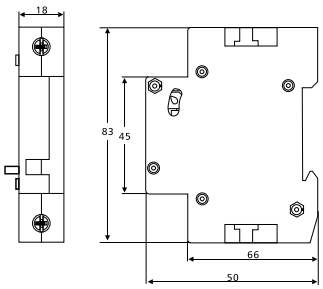

SR

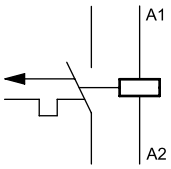

OV, UV

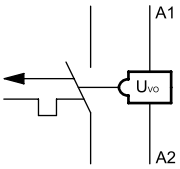

EVOZ

+

EVOZ-SR

Auto reclose under- and overvoltage relay

32 A gG | 230/400 V AC | ×4.000 | IP 20 | 35×7.5 | [mm²] 1,5-25 | Ta -20..+55 °C | Ui 500 V

TRACON	2P		4P	
	EVOUO2	EVOUC2P63	EVOUO4	EVOUO4P63
Rated voltage	230 V AC		230 V AC (L-N)	
Rated frequency	50 Hz			
Rated current	40 A (AC 1)			
Self power consumption	AC max. 3 VA			
Upper protection level	265 V (fix)		265 V (L-N) (fix)	
Upper reclosing level	257 V (fix)		257 V (L-N) (fix)	
Lower protection level	175 V (fix)		175 V (L-N) (fix)	
Lower reclosing level	180 V (fix)		180 V (L-N) (fix)	
Switching time	1 s			
Switching delay	2 s			
Reclosing time	30 s			
Measuring accuracy	≤1%			
Weight	120 g		250 g	

EVOUO2

EVOUO4

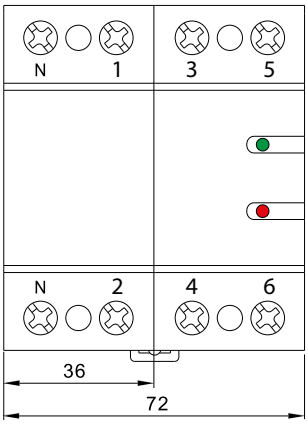

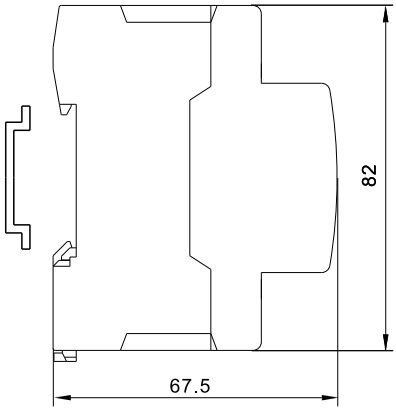

- protection against voltage rise and fall.
- the device disconnects the circuit from the mains as soon as the voltage exceeds the limits
- as soon as the voltage is within the limits, it automatically returns the voltage to the mains after 30s!
- the operating status is indicated by LEDs

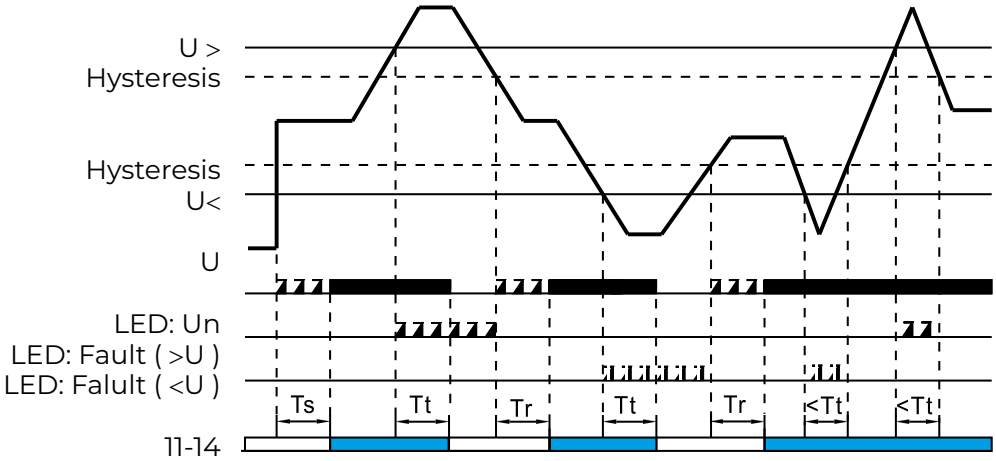

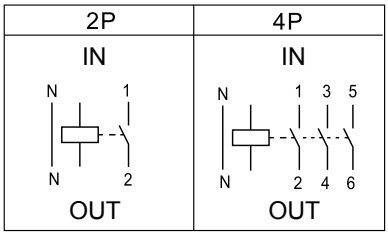

LED- fault Ts: Operation run-up time
LED- fault Tt: Switch-OFF delay
Tr: Reset time

Compact circuit breaker (type AKM), with adjustable TM trigger

230/400 V AC | 50/60 Hz | Ui 1000 V | Uimp 8 kV | To -5..+40°C | Ta -25..+65°C | 2000 m

Ir	AKM1,-2,-3,-4	0,8-1 (×In)
Ii	AKM1,-2,-3,-4	5-10 (×In)
I_{cu} (kA_{eff}) AC 400 V	AKM1, AKM2	36
	AKM3, AKM4	50
I_{cs} (kA_{eff}) AC 400 V	AKM1, AKM2	25
	AKM3, AKM4	35
ON-OFF-ON... sc/h I_{max}	AKM1,-2	120
	AKM3,-4	60
	AKM1,-2	7000
	AKM3,-4	4000
I_{max}	AKM1,-2	1000
	AKM3,-4	1000
m (kg)	AKM1	1,50
	AKM2	1,92
	AKM3	5,00
	AKM4	5,25

TRACON	Ie	Ir	TRACON	Ie	Ir	TRACON	Ie	Ir	TRACON	Ie	Ir
AKM1-20	20	(16-20)	**AKM1-63**	63	(50,4-63)	**AKM1-160**	160	(128-160)	**AKM3-400**	400	(320-400)
AKM1-32	32	(25,6-32)	**AKM1-80**	80	(64-80)	**AKM2-180**	180	(144-180)	**AKM4-630**	630	(504-630)
AKM1-40	40	(32-40)	**AKM1-125**	125	(100-125)	**AKM2-250**	250	(200-250)			

Dimensions (AKM1)

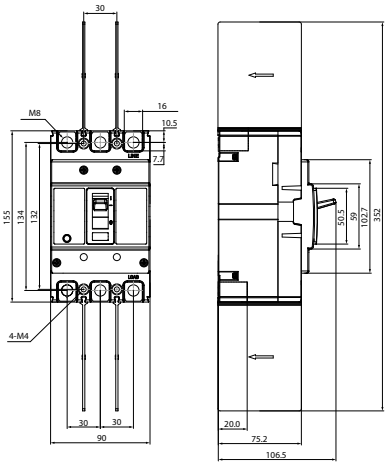

Dimensions (AKM2)

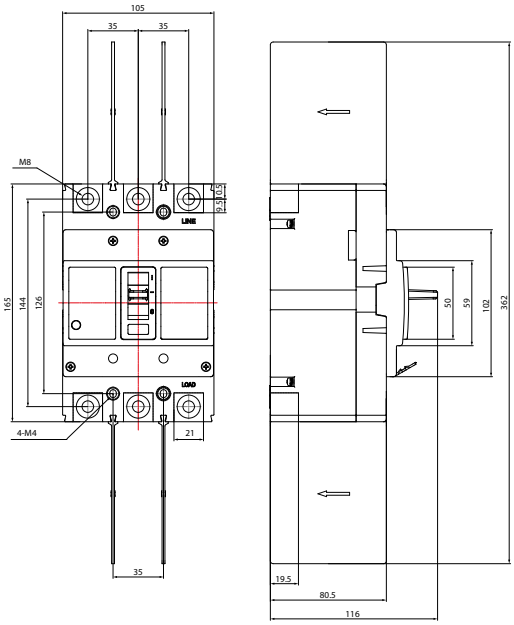

Dimensions (AKM3,-4)

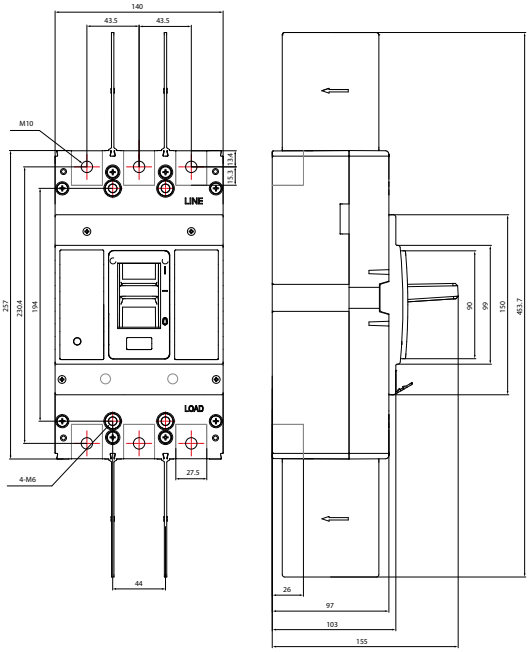

Tracon Budapest Ltd.

Pallag Street 23, Dunakeszi, H-2120, Hungary
Tel.: 0036 (27) 540-000
megrendeles@tracon.hu;
ertekesites@tracon.hu

More information at our resellers!